
















### Corner Cleats

CORNER CLEAT SHUTTER <b>CC 2216 H</b> 	CORNER CLEAT TRACK <b>CC 2222 H/S</b> 	CORNER CLEAT SHUTTER <b>CC 2722 H/S</b> 
CORNER CLEAT TRACK <b>CC 2722 S</b> 	CORNER CLEAT SHUTTER <b>CC 2725 S/H</b> 	CORNER CLEAT TRACK <b>CC 2740 S/H</b> 
CORNER CLEAT SHUTTER <b>CC 3527 H</b> 	CORNER CLEAT TRACK <b>CC 35 T</b> 	CORNER CLEAT SHUTTER / TRACK <b>CC 3728 S/H</b> 
CORNER CLEAT OPENABLE <b>CC 3735 H</b> 	CORNER CLEAT OPENABLE <b>CC 2740 S</b> 	CORNER CLEAT OPENABLE <b>CC 2635 S</b> 
CORNER CLEAT OPENABLE <b>CC 2240 H</b> 	CORNER CLEAT OPENABLE <b>CC 2240 H</b> 	CORNER CLEAT 8 MM <b>CC 8</b> 

### Euro Series Trolley

TROLLEY SINGLE ROLLER 1RAL <b>TR27 1RAL</b> 	TROLLEY DOUBLE ROLLER AL <b>TR27 2RAL</b> 	TROLLEY SINGLE ROLLER 1B <b>TR27 1R</b> 
TROLLEY DOUBLE ROLLER FL <b>TR27 2RFL</b> 	TROLLEY DOUBLE ROLLER ADJ. <b>TR27 2RA</b> 	TROLLEY DOUBLE ROLLER <b>TR35 2RF</b> 
TROLLEY DOUBLE ROLLER <b>TR35 2RA</b> 	TROLLEY DOUBLE ROLLER <b>TR37 1R</b> 	TROLLEY DOUBLE ROLLER <b>TR37 2R</b> 

### Other Accessories

Drain Cap 	Corner Align Angle 	Hole Cap 	Anti Lift 
Packing Sim 	Anti Rattler 	Anti capillary Pad 	Lock Stopper 

### Corner Cleats Specification

S.N.	DESCRIPTION	CODE	SERIES	MINIMUM PACKING
1.	Corner Cleat Shutter	CC 2216 H	22	200
2.	Corner Cleat Track	CC 2222 H/S	22	200
3.	Corner Cleat Shutter	CC 2722 H/S	27	200
4.	Corner Cleat Track	CC 2722 S	27	200
5.	Corner Cleat Shutter	CC 2725 S/H	29	200
6.	Corner Cleat Track	CC 2740 S/H	29	200
7.	Corner Cleat Shutter	CC 3527 H	35	200
8.	Corner Cleat Track	CC 35 T	35	200
9.	Corner Cleat Shutter/Track	CC 3728 S/H	37	200
10.	Corner Cleat Openable	CC 3735 H	40	100
11.	Corner Cleat Openable	CC 2740 S	52	100
12.	Corner Cleat Openable	CC 2635 S	40	100
13.	Corner Cleat Openable	CC 2240 H	52	100
14.	Corner Cleat 8 mm	CC 8	20	100

### Other Accessories Specification

S.N.	DESCRIPTION	CODE	MINIMUM PACKING
1.	Lock Stopper	LS 22,27,29,37	100
2.	Anti Rattler	AR 22, 27, 29,37	100
3.	Anti Lift	AL 22, 27, 29,37	100
4.	Drain Cap	DC 3,5,6	200
5.	Corner Align angle SS	COR SSL	1000
6.	Corner Align angle NL Track	COR NL	1000
7.	Corner Align angle NL Shutter	COR NL	100
8.	Anti Lift with cover	ALC 27, 35, 22	1000
9.	Track Packing Sim	TP 1, 2 mm	100
10.	Fixed Shutter Packing	SP 27	200

## Euro Series Trolley Specification

S.N.	DESCRIPTION	CODE	SERIES	MINIMUM PACKING
1.	Trolley Single Roller 1R	TR221R	22	100
2.	Trolley Single Roller 2B	TR22 1R 2B	22	100
3.	Trolley Double Roller	TR22 2R	22	100
4.	Trolley Single Roller 1B	TR27 1R	27	200
5.	Trolley Single Roller 1RAL	TR27 1RAL	27	200
6.	Trolley Double Roller AL	TR27 2RAL	27	100
7.	Trolley Double Roller FL	TR27 2RFL	27	100
8.	Trolley Double Roller FX	TR27 2R 2BF	27	100
9.	Trolley Double Roller Adj.	TR27 2RA	27	100
10.	Trolley Double Roller Adj.	TR27 2RAC	27	100
11.	Trolley Single Roller	TR29 1R 2B	29	100
12.	Trolley Double Roller Adj.	TR29 2RA	29	100
13.	Trolley Double Roller Adj.	TR29 2RAC	29	100
14.	Trolley Double Roller	TR35 2RF	35	100
15.	Trolley Double Roller	TR35 2RA	35	100
16.	Trolley Single Roller	TR37 1R	37	100
17.	Trolley Double Roller	TR37 2R	37	100
18.	Trolley Double Roller Adj.	TR37 2RA	37	100
19.	Trolley Single Roller	TR18 1R	18	250
20.	Trolley Single Roller	TR25 1R	25	250



**SOHAM**  
Engineering

## System Window Accessories

■ CORNER CLEATS ■ EURO SERIES TROLLEY ■ OTHER ACCESSORIES



**SOHAM**  
Engineering

Plot No. A-116, T.T.C. Indl. Area,  
M.I.D.C. Khairne, Thane Belapur Road,  
Navi Mumbai - 400705.  
Tel. : 022 - 2763 6780  
Mob : 8286046488, 9323946488  
E-mail : hhsssoham@rediffmail.com  
hhsssoham@gmail.com  
Website : www.hhsoham.com

E-mail : hhsssoham@rediffmail.com  
hhsssoham@gmail.com  
Website : www.hhsoham.com